



Local Government Superannuation Scheme

Automatic Fund (Age 60)

Fund Update for the year ended 31 March 2025

This fund update was first made publicly available on 3 July 2025.

What is the purpose of this update?

This document tells you how the Automatic Fund (Age 60) has performed and what fees were charged. The document will help you to compare the fund with other funds. Local Government Superannuation Trustee Ltd prepared this update in accordance with the Financial Markets Conduct Act 2013. This information is not audited and may be updated.

Description of this fund

The Automatic Fund is a life cycle investment option. Each month, between the ages of 20 and 80, the Automatic Fund will automatically and smoothly change a member's target investments to a more conservative mix. Its objective is to achieve an improved long term outcome by accepting a higher investment risk and return volatility in the early stages of a member's working life as a trade-off for potentially higher returns.

Total value of the fund	\$2,536,429
Number of investors in the fund	40
Date the fund started	13 June 2005

What are the risks of investing?

Risk indicator for the Automatic Fund (Age 60):

◀ Potentially lower returns			Potentially higher returns ▶			
1	2	3	4	5	6	7
◀ Lower risk						Higher risk ▶

The risk indicator is rated from 1 (low) to 7 (high). The rating reflects how much the value of the fund's assets goes up and down. A higher risk generally means higher potential returns over time, but more ups and downs along the way.

To help you clarify your own attitude to risk, you can seek financial advice or work out your risk profile at www.sorted.org.nz/tools/investor-profiler.

Note that even the lowest category does not mean a risk-free investment, and there are other risks that are not captured by this rating.

This risk indicator is not a guarantee of a fund's future performance. The risk indicator is based on the returns data for the five years to 31 March 2025. While risk indicators are usually relatively stable, they do shift from time to time. The risk indicator will continue to be updated in future fund updates.

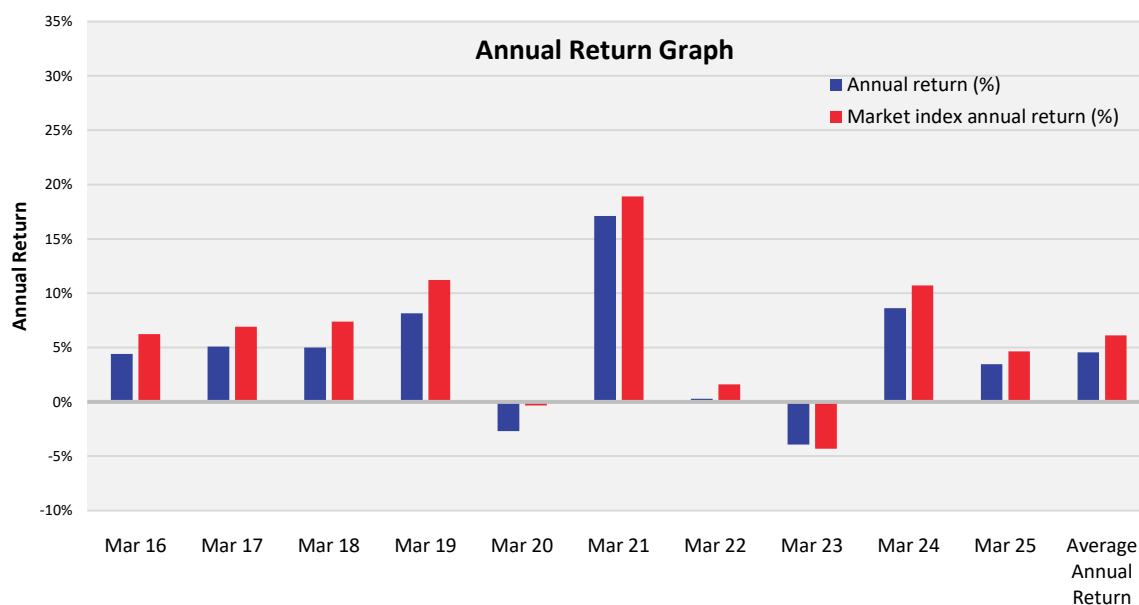
See the Product Disclosure Statement (PDS) for more information about the risks associated with investing in this Fund.

How has the fund performed?

	Average over past 5 years	Past year
Annual return (after deductions for charges and tax)	5.12%	3.47%
Annual return (after deductions for charges but before tax)	5.77%	4.97%
Market index annual return (reflects no deduction for charges and tax)	6.01%	4.65%

The market index return is the strategic asset allocation weighted benchmark index return, where the benchmark indices are defined in the Statement of Investment Policy and Objectives.

Additional information about the market index is available on the offer register at <https://disclose-register.companiesoffice.govt.nz/>.



This shows the return after fund charges and tax for each of the last 10 years ending 31 March. The last bar shows the average annual return since the fund started, up to 31 March 2025. The Market Index Returns do not include any tax, expenses or charges.

Important: This does not tell you how the fund will perform in the future.

Returns in this update are after tax at the highest prescribed investor rate (PIR) of tax for an individual New Zealand resident. Your tax may be lower.

What fees are investors charged?

Investors in the Automatic Fund (Age 60) are charged fund charges and Administration fees.

In the year to 31 March 2025 these were:

	% of net asset value
Total fund charges	0.333% ¹

Which are made up of:

Total management and administration charges	0.333% ¹
Including:	
Manager's basic fee	0.33%
Other management and administration charges	0.003% ¹
Total performance-based fees	0.00%

Other charges	NZ Dollar Amount per Investor
Administration fees	\$72 per annum ²

Example of how this applies to an investor

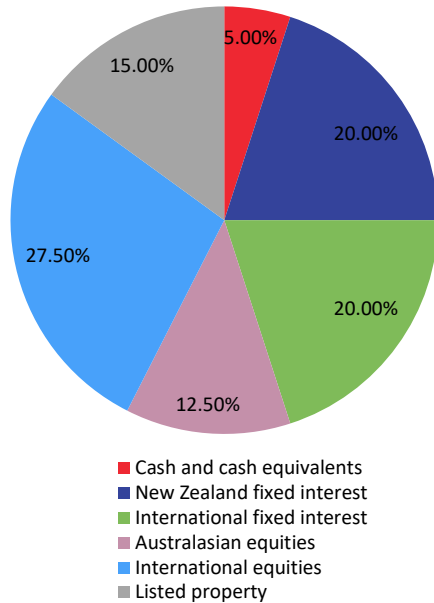
Small differences in fees and charges can have a big impact on your investment over the long term.

Ian had \$10,000 in the fund at the start of the year and did not make any further contributions. At the end of the year Ian received a return after charges and tax of \$347 (that is 3.47% of his initial \$10,000, or \$419 for the year if he was employed by a Participating Employer²).

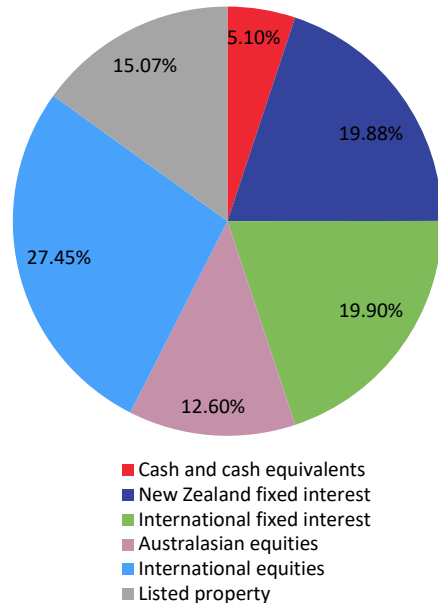
What does the fund invest in?

This shows the types of assets that the fund invests in.

Target investment mix



Actual investment mix



Top 10 investments

	Name	Percentage of fund net assets	Type	Country	Credit rating (if applicable)
1	HUNTER Global Fixed Interest Fund	19.90%	International fixed interest	NZ	N/A
2	HARBOUR NZ Core Fixed Interest Fund	19.88%	New Zealand fixed interest	NZ	N/A
3	MERCER Overseas Shares Index Portfolio	18.70%	International equities	NZ	N/A
4	HARBOUR Real Estate Investment Fund	15.07%	Listed property	NZ	N/A
5	HARBOUR NZ Shares Index Fund	12.60%	Australasian equities	NZ	N/A
6	MERCER Hedged Overseas Shares Index Portfolio	8.75%	International equities	NZ	N/A
7	HARBOUR Enhanced Cash Fund	5.10%	Cash and cash equivalents	NZ	N/A

The top 7 investments make up 100% of the fund.

Key personnel

	Name	Current position	Time in current position	Previous or other current position	Time in previous or other current position
1	Basil Morrison	LGST Chairman	13 years 10 months		
2	Grant Hassell	Licensed Independent Trustee	1 year 4 months		
3	Charlie Howe	Chief Executive Officer (Civic Financial Services)	3 years 7 months		
4	Glenn Watkin	Chief Financial Officer (Civic Financial Services)	6 years 2 months	Investment Accountant (Civic Financial Services)	6 years 5 months

Further information

You can also obtain this information, the PDS for the Local Government Superannuation Scheme and some additional information from the offer register at <https://disclose-register.companiesoffice.govt.nz/>.

Notes

1. The fees charged include an estimate for in-fund costs which are fees and expenses recovered from the underlying funds we invest in by the respective fund managers. The in-fund costs are not fixed as the actual amount of these costs will vary slightly from year to year based on average balances. This means that this component of the annual fund charges can only be estimated.
 2. Currently no administration fee is payable by members who are making payments via their Local Authority Employer (Participating Employer).
-